

Product Notice

Notice: #090723

Date: July 31st 2009

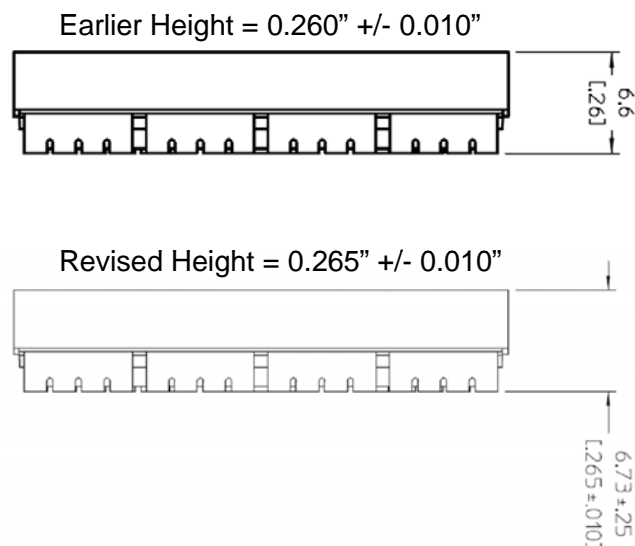
To Our Valued Customers:

We appreciate your use of V•I Chip products. Our commitment to customer satisfaction is demonstrated by our notification to you of a documentation correction.

Description:

Recent dimensional checks indicated that V•I Chip product height was within published dimensions but was towards the higher end of the specification. This dimension takes into account known variations in internal pcb thickness selected for product family, number of layers, one or two ply material etc. and is a normal part of V•I Chip design.

The package height as documented will change from 0.260 +/- 0.01" to 0.265 +/- 0.01" (a less than 2% adjustment in mean height). As an example, the 'earlier' and 'revised' package dimensional drawings for BCM products are attached, and the relevant dimension shown below:



This is a change to documentation only, to reflect actual dimensions. There are no changes to the product itself.

Documentation to be corrected includes datasheets, 3D mechanical models, applicable technical specifications.

Products Affected:

All V.I Chip products (BCM, PRM, VTM).

Schedule:

As new products and documentation is released, it will use the new dimension.

All existing documentation will be revised by the end of August 2009.

There are no 'datecode' specific changes.



Action Required:

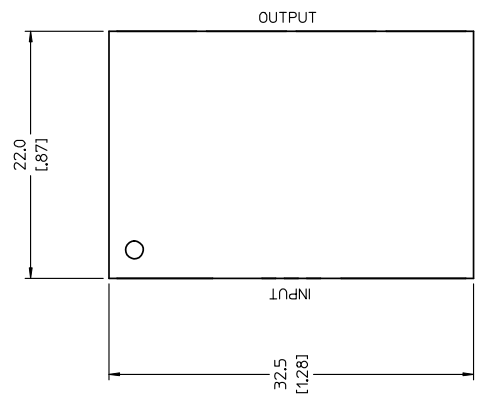
There are no changes to actual device Fit/Form/Function. However, customers with multiple V.I Chips using a common heatsink may like to review mechanical tolerancing and any thermal implications, though any effects are expected to be negligible.

Technical marketing contact:

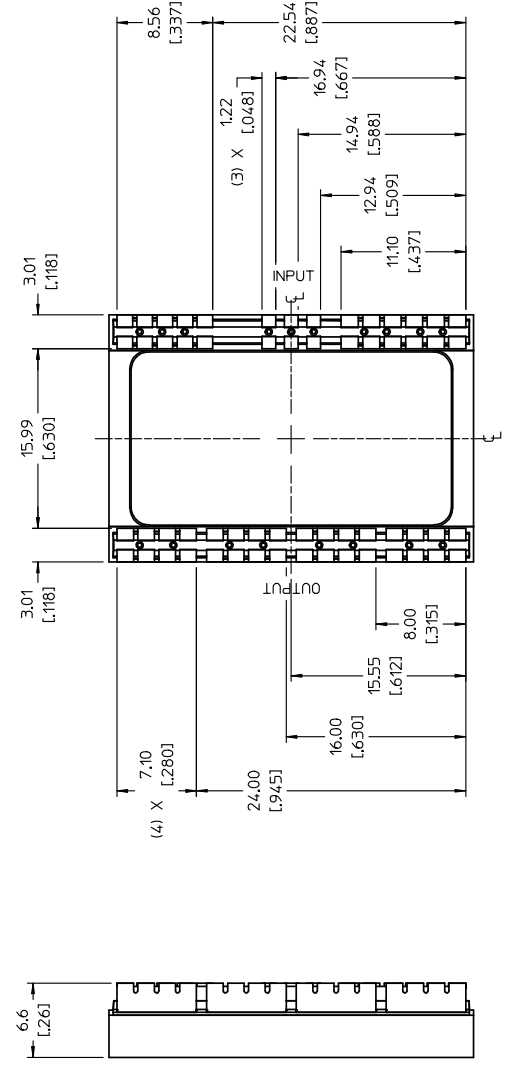
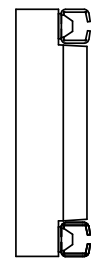
Vicky Landry
V.I Chip Inc.
25 Frontage Road
Andover, MA 01810
(978) 749-3311
vlandry@vicr.com

VICOR CONFIDENTIAL
 THIS DOCUMENT AND THE DATA ENCLOSED
 HEREIN IS UNCLASSIFIED AND IS BEING
 RELEASED TO YOU AS A FAVOR. IT IS NOT TO
 BE REPRODUCED OR TRANSMITTED IN ANY
 FORM OR BY ANY MEANS, WITHOUT THE
 EXPRESS WRITTEN PERMISSION OF VICOR CORP.

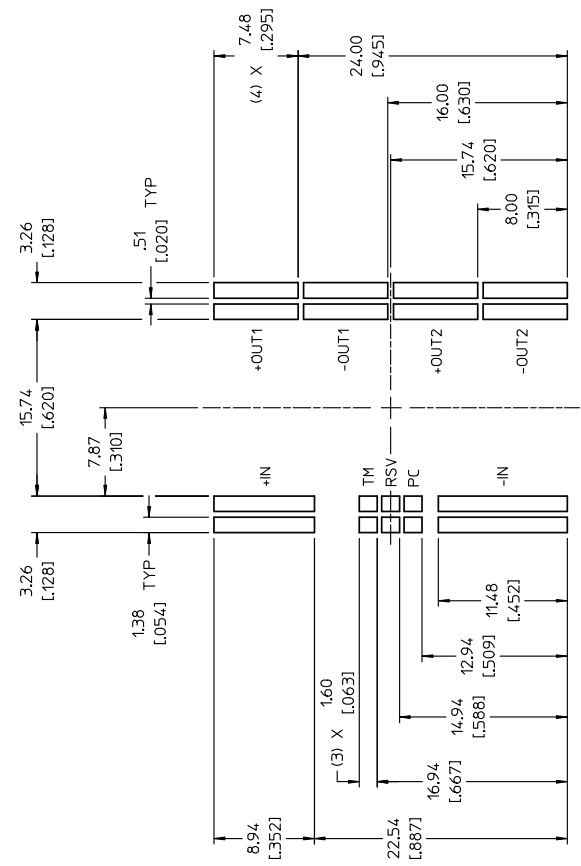
REV.	DESCRIPTION	DATE	APVD
1	RELEASED PER E060736	4/11/08	SA



TOP VIEW (COMPONENT SIDE)



BOTTOM VIEW



NOTE:

1. RoHS COMPLIANT PER CST-0001 LATEST REVISION.

RECOMMENDED LAND PATTERN

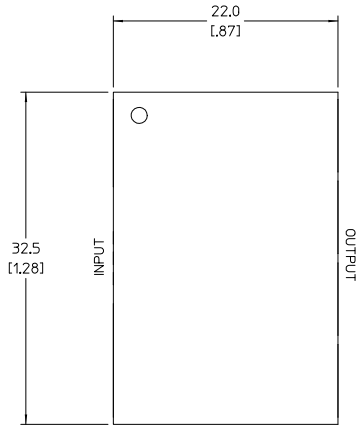
(COMPONENT SIDE SHOWN)

VICOR
BCM PRODUCT OUTLINE
ON BOARD MOUNT, PKG 2
 DRAWN BY: [] DATE: 8/13/06
 CHECKED BY: [] DATE: []
 DESIGNED BY: [] DATE: []
 SIZE: D 67131 DWG NO: 32607 REV: 1
 THIRD ANGLE PROJECTION
 10:00 SCALE DRAWING
 SCALE: 4:1 SHEET 1 OF 1

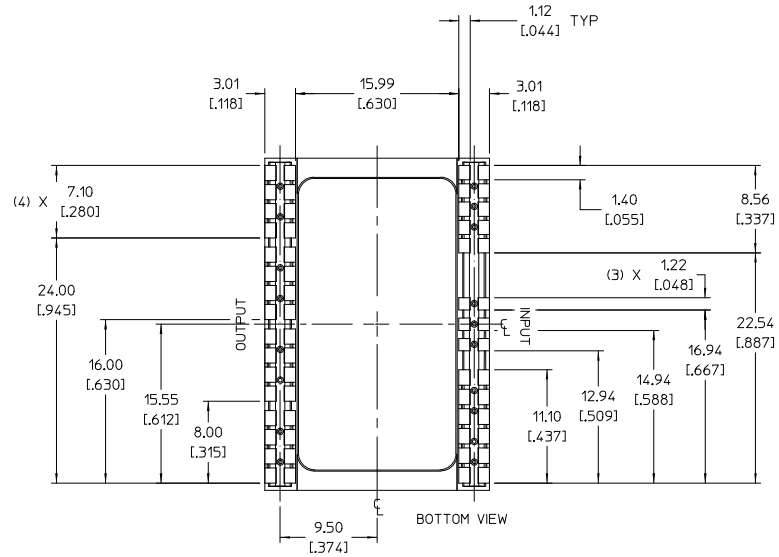
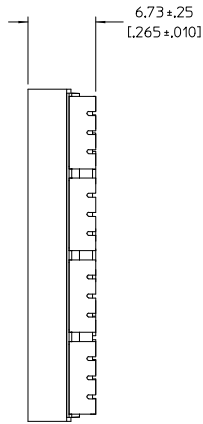
VICOR CONFIDENTIAL

THIS DOCUMENT AND THE DATA DISCLOSED HEREIN OR HEREWITH IS NOT TO BE REPRODUCED, USED, OR DISCLOSED IN WHOLE OR IN PART TO ANYONE WITHOUT PERMISSION OF VICOR CORP.

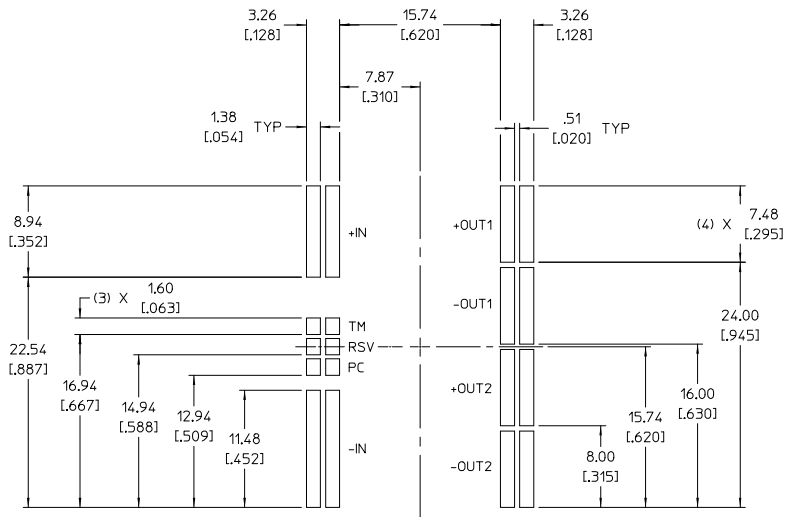
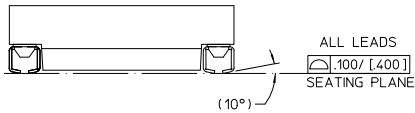
REV.	DESCRIPTION	DATE	APPRO
1	RELEASED PER E080738	SA 4/11/08	RE.H
2	REVISED PER E090487b	EM 3/19/09	RH
3	REVISED PER E091092	JS 07/10/09	AR



TOP VIEW (COMPONENT SIDE)



BOTTOM VIEW



RECOMMENDED LAND PATTERN

(COMPONENT SIDE SHOWN)

NOTE:
1. RoHS COMPLIANT PER CST-0001 LATEST REVISION.

DRAWN BY	DATE	VICOR	
REV	3/13/08		
UNLESS OTHERWISE SPECIFIED DIMENSIONS ARE IN INCH		BCM PRODUCT OUTLINE, ON BOARD MOUNT, PKG 2	
TOLERANCES ARE:		ANGLES	REV
DECIMALS		±11	3
XXX ±0.01 [0.25]			
XXX ±0.005 [0.127]			
THIRD ANGLE PROJECTION	SIZE	PDSCH NO.	DWG NO.
	D	67131	32607
DO NOT SCALE DRAWING	SCALE	4:1	SHEET 1 OF 1